



Cave Creek Unified School District

Return to School Surveys

Parent and Staff Survey Results Summary

July 14, 2020

Parent Survey

The Methodology [How?]


An online survey was conducted from June 15-23, 2020 as follows:

- The audience was CCUSD parents across the district as contacted by the Return to School team via email, the parent portal and social media.
- No incentives were provided for completing the survey.
- The survey had a total of 2,630 completed responses, corresponding with a +/- 2.0 percent margin of error at the 95 percent confidence level.
- Given that some families have multiple children, there were 4,188 students represented by the parents that responded to the survey.



Learning Options

- Of the students represented by parents answering the survey, the preference for over half was for full-time in-person school.
- Just under one-third supported a hybrid option and the remainder chose full-time remote learning.



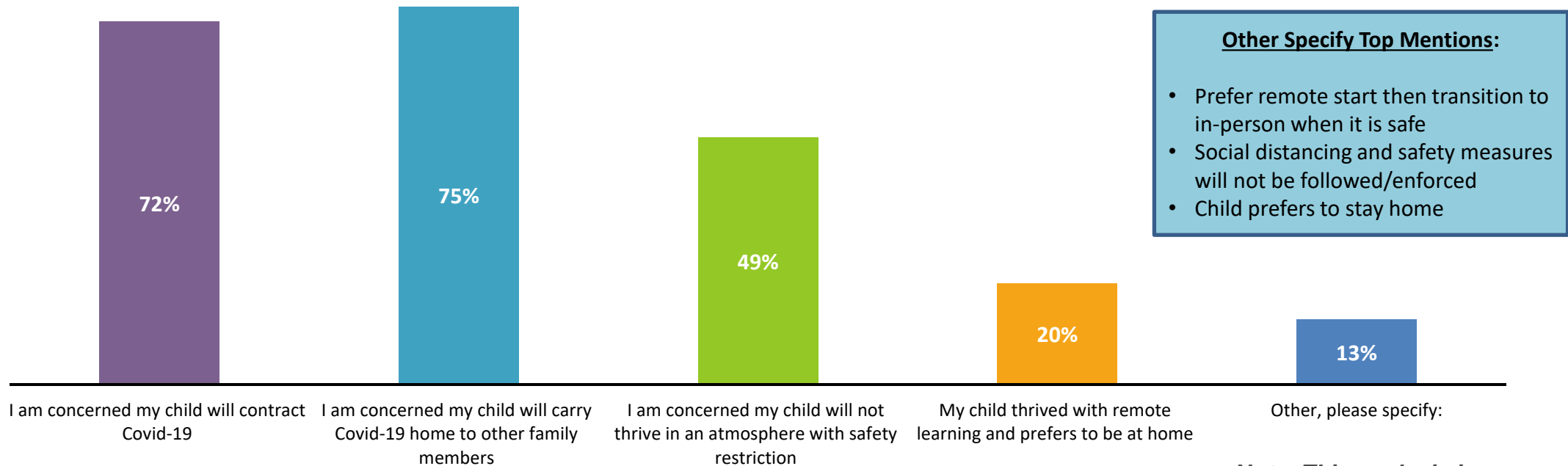
Note: This analysis is an aggregate of results from questions asked separately for each grade level.

Question	If given the following three learning options for next year, which would you choose based on your family situation and personal concerns about health and safety?
Asked Among	Total respondents
Base	N=2,630 parents representing 4,188 students; some parents answered multiple times for their students in different grade levels



In-Person Education Barriers

- Key barriers to in-person learning included fear of contracting Covid-19, and to a lesser extent, concern that students will not thrive in an atmosphere with safety restrictions.



Note: This analysis is an aggregate of results from questions asked separately for each grade level.

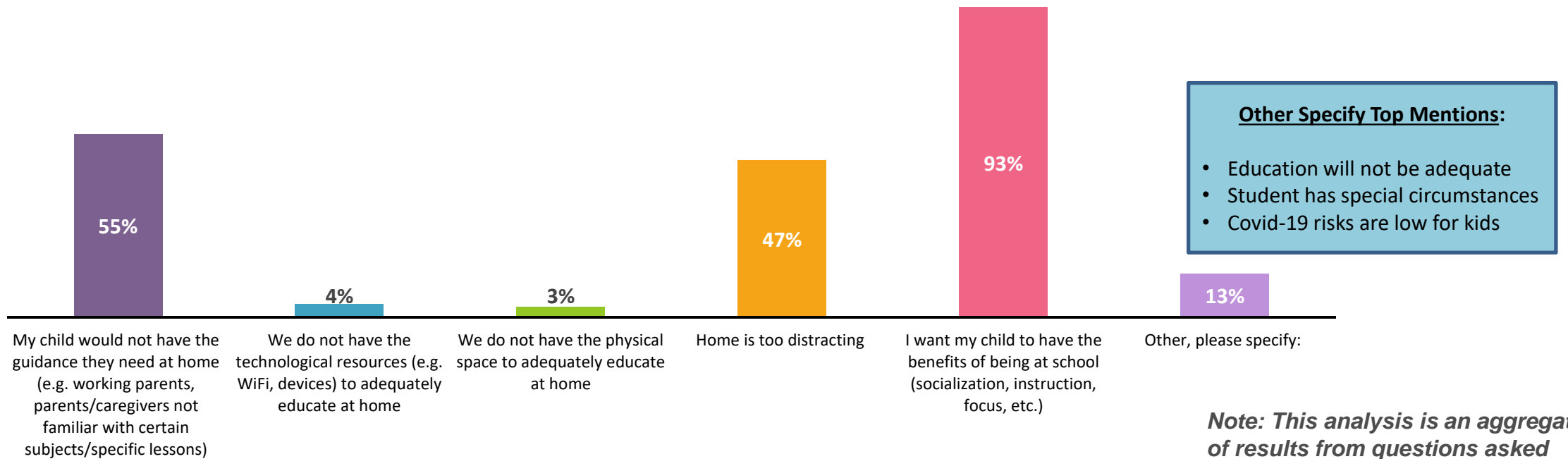
Question	Which of the following describe why you do not plan to send your student to school in-person? Select all that apply.
Asked Among	Those choosing remote or hybrid learning
Base	N=517





Remote Education Barriers

- Parents not in favor of remote learning cited the need for their children to have the benefits of being at school.
- Secondary concerns included their kids not receiving necessary guidance or being distracted at home.



Note: This analysis is an aggregate of results from questions asked separately for each grade level.

Question	Which of the following describes why you would not choose remote education for your student? Select all that apply.
Asked Among	Those choosing in-person or hybrid learning
Base	N=2,352





Social-Emotional Well-being

- While about half of parents were not concerned with their child’s social-emotional well-being, nearly one-third were somewhat concerned and, depending on the grade, around 15% were very concerned.

	Not concerned (my child seems to be faring well)	Somewhat concerned	Very concerned
Pre-K	57%	35%	8%
Kindergarten	47%	36%	18%
1st grade	46%	39%	16%
2nd grade	49%	34%	17%
3rd grade	49%	32%	19%
4th grade	48%	37%	15%
5th grade	50%	37%	13%
6th grade	51%	35%	14%
7th grade	47%	37%	17%
8th grade	49%	37%	14%
9th grade	49%	37%	13%
10th grade	47%	37%	16%
11th grade	54%	33%	14%
12th grade	56%	31%	13%

Question	Overall, how would you describe your level of concern for your child(ren)’s social-emotional well-being due to the current Covid-19 pandemic?
Asked Among	Total respondents
Base	N=2,630

N U C L E U S
 M A R K E T I N G L A B

Staff Survey

The Methodology [How?]

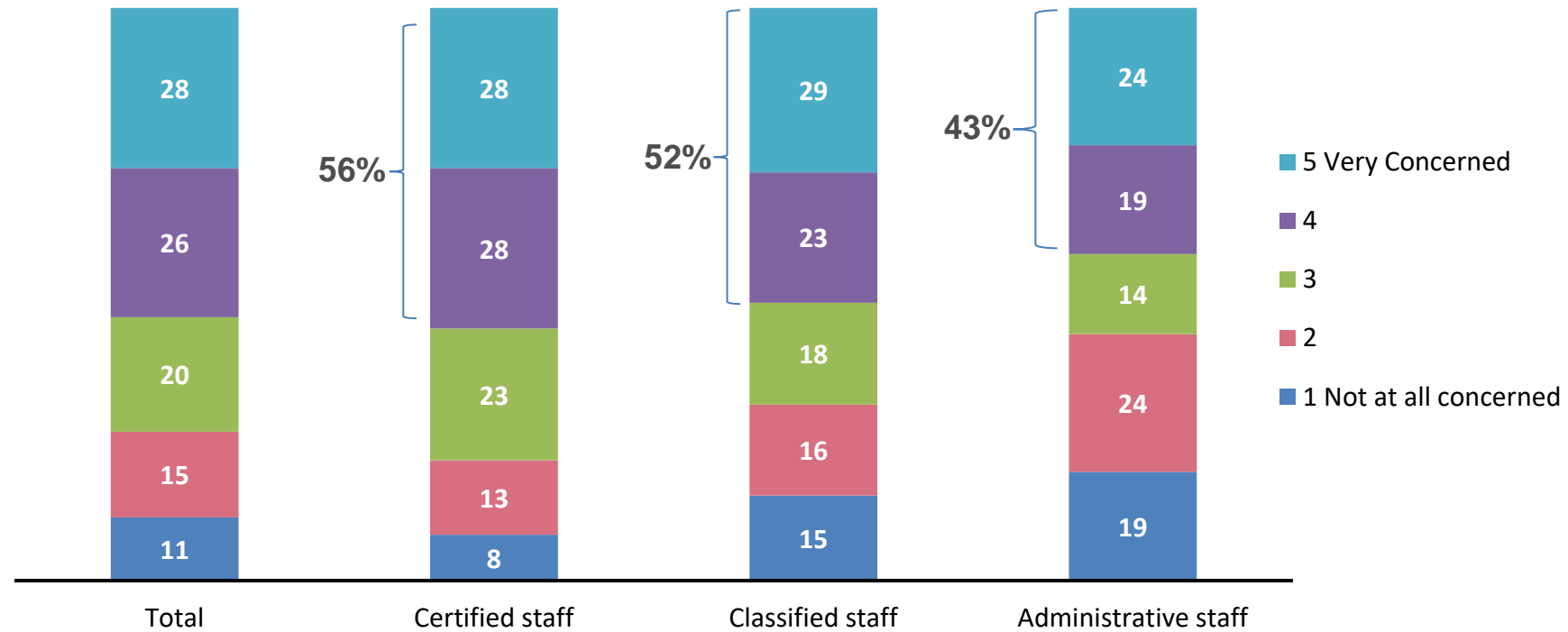
An online survey was conducted from June 20-29, 2020 as follows:

- The audience was CCUSD staff across the district as contacted by the Return to School team via email.
- No incentives were provided for completing the survey.
- The survey had a total of 505 completed responses, corresponding with a +/- 4.4 percent margin of error at the 95 percent confidence level.
- Staff was instructed: “For the purposes of this survey, please assume there will not be a Covid-19 vaccine available in time for back to school this fall.”



Staff Health And Well-Being

- Concern for their own health and well-being returning to school in August was amplified among Certified staff and to a slightly lesser degree among Classified staff.



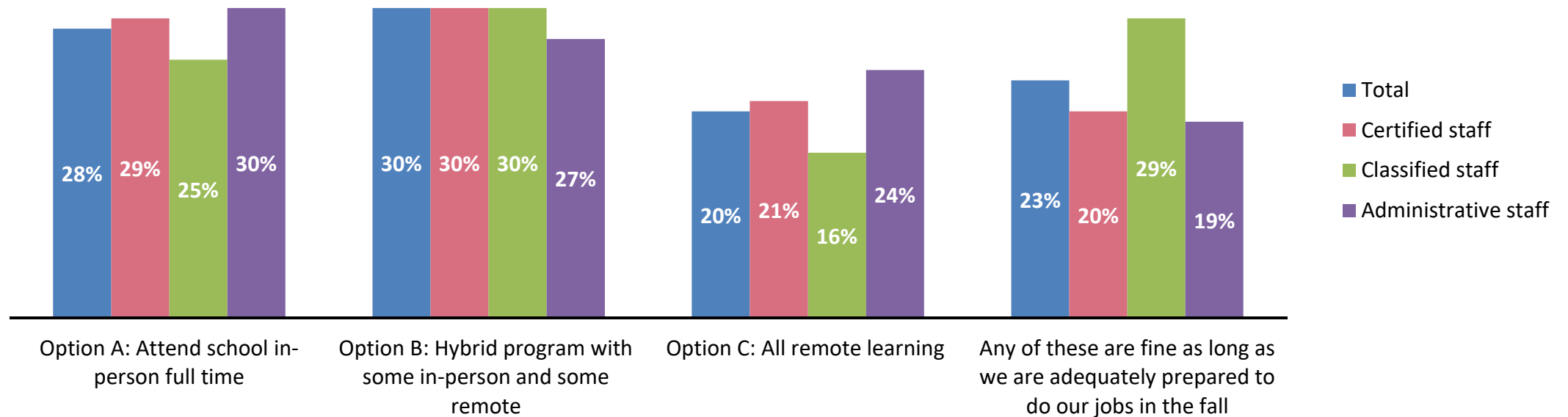
Question	How worried are you personally about your health and wellbeing returning to school in August?
Asked Among	Total respondents
Base	Total: 505 Certified Staff: 284 Classified Staff: 184 Administrative Staff: 37* (*Caution small base)





Learning Model Preference

- Preference for learning models was split among staff across the three options, though more preferred in-person or hybrid over an all remote model. Still, nearly one-quarter were fine with any model as long as they are adequately prepared to do their jobs by the time students return in the fall.



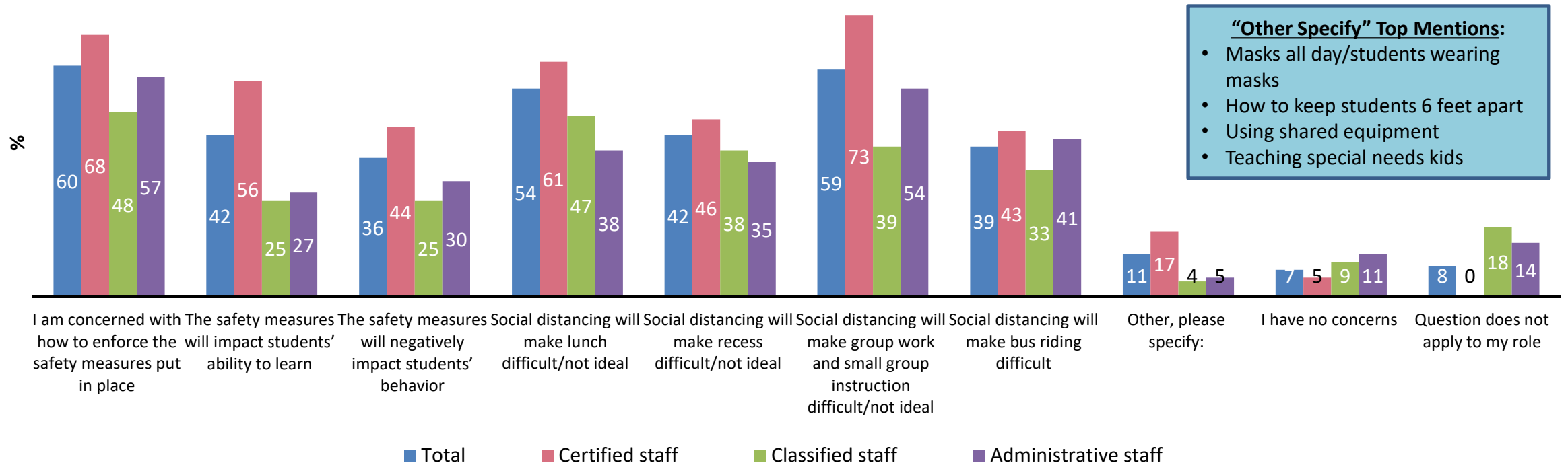
Question	Of the following three learning options being considered for fall, which would be best for you?
Asked Among	Total respondents
Base	Total: 505 Certified Staff: 284 Classified Staff: 184 Administrative Staff: 37* (*Caution small base)





In-Person Model Concerns

- Main concerns with an in-person model were enforcing safety measures, how to deal with lunch, and the impact to students' ability to learn.
- Certified staff was also concerned that group work and instruction would be difficult.



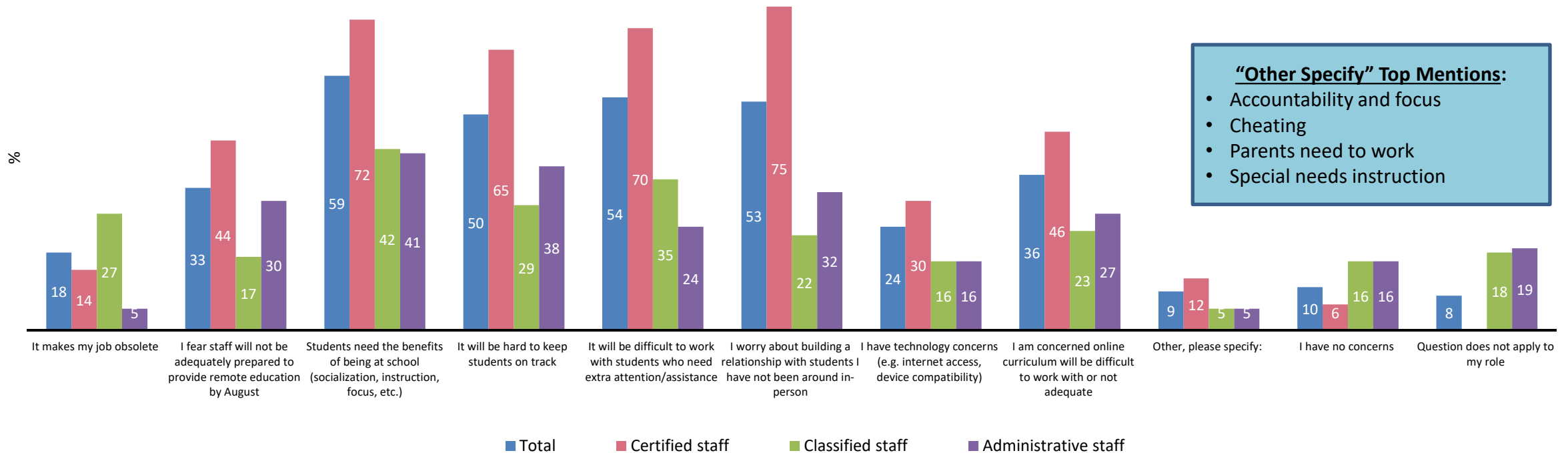
Question	Other than the health and safety of students and staff, which of the following describes any concerns you have with an ALL in-person model? Select all that apply. Note: if these do not apply to your role, please choose the last response.
Asked Among	Total respondents
Base	Total: 505 Certified Staff: 284 Classified Staff: 184 Administrative Staff: 37* (*Caution small base)

N U C L E U S
 M A R K E T I N G L A B



Remote Model Concerns

- Concerns with remote learning included serving students with extra needs, students not having the socialization and instruction benefits of being at school and keeping students on track.
- Certified staff also expressed concern with building relationships with students they have not yet met.



Question	Which of the following describes any concerns you have with an ALL remote model? Select all that apply.
Asked Among	Total respondents
Base	Total: 505 Certified Staff: 284 Classified Staff: 184 Administrative Staff: 37* (*Caution small base)

NUCLEUS
MARKETING LAB